



Provider Profiling Year-End Report

Mental Health Inpatient Services (MHIP)

1/1/2024 - 12/31/2024

Provider Profiling is conducted in order to collect and trend data to provide information relating to Provider performance, with the overall intent of improving the quality of care rendered to PerformCare's Members. PerformCare encourages Providers to closely review this information and use this to help inform areas of future development.

PerformCare will provide updated Provider Profiling reports twice a year. The first report will be distributed in January, and will provide measures on the first two quarters of the calendar year (Provider Profiling Mid-Year Report). The second report will be distributed in July, and will provide measures on the entire calendar year (Provider Profiling Year-End Report).

Measure 1: 30-Day Readmission Rate for Mental Health Inpatient

Although there may be many reasons that a person readmits to Mental Health Inpatient, it has been researched and reported that effective discharge planning and education about aftercare planning can help prevent readmissions. This measure shows 30-day readmission rates for Mental Health Inpatient Providers treating PerformCare Members by quarter.

Readmission is defined as being readmitted to Mental Health Inpatient within 30 days of discharge. Readmissions can be to the same or a different Provider. The readmission is counted toward the rate for the discharging Provider associated with the initial discharge. This measure uses claims to calculate the results and reflects discharges in the timeframe of 1/1/24- 12/31/2024.

Age groups are defined as: Adults (18 and over) and Children (under 18).

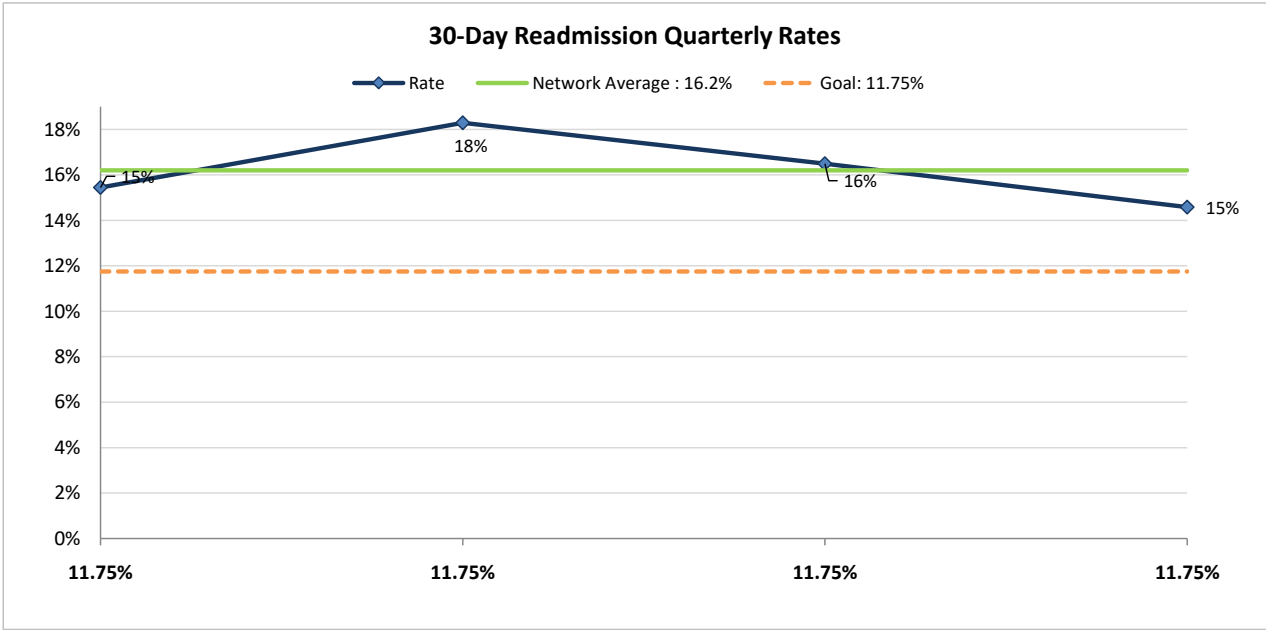
The rates are calculated as follows:
Denominator: The number of discharges from a given Provider in the quarter. This number does not include those discharged due to death or direct transfer to another Provider.
Numerator: Of the qualifying denominator discharges, the number of readmissions within 30 days of a discharge. Readmissions are counted through the 30 days following the close of each quarter.

Goal

The Office of Mental Health and Substance Abuse Services (OMHSAS) expects a 30-day readmission rate of 11.75% or less.

Network Average

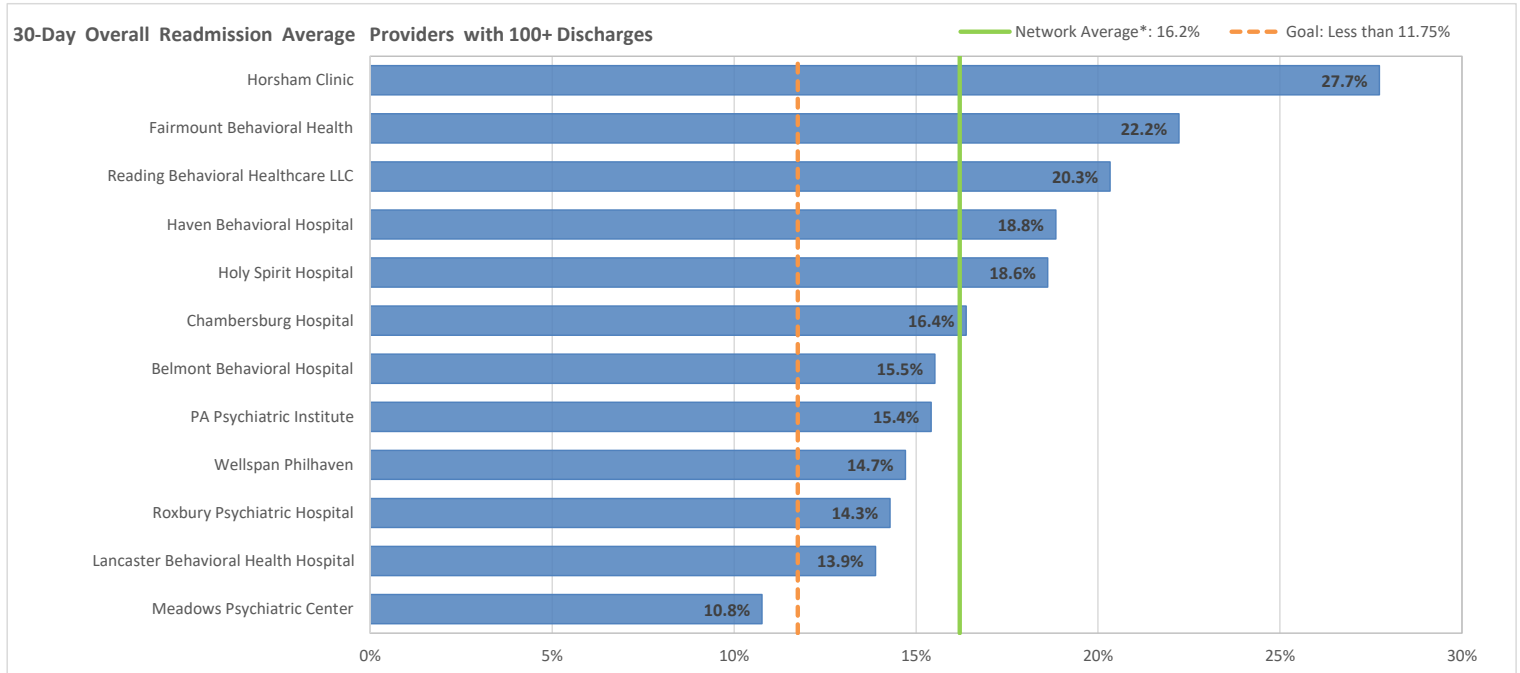
Plan-wide 30-Day readmission rate average across all Providers.



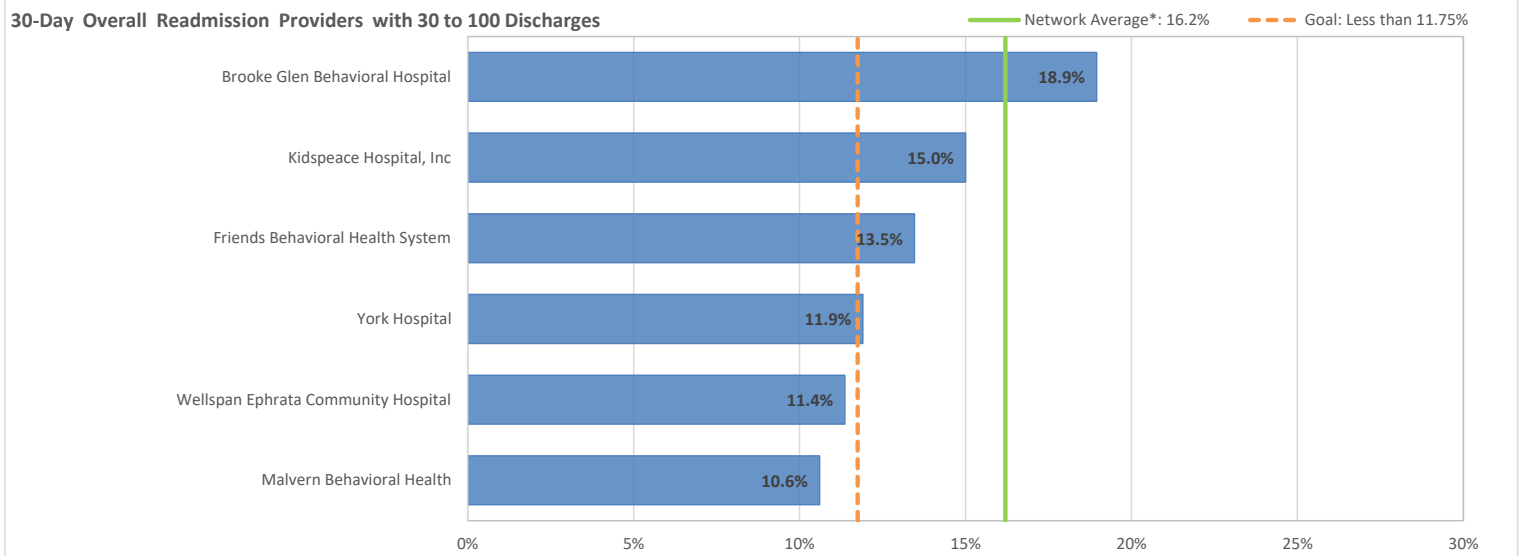
Plan-Wide Percentage	2024-Q1	2024-Q2	2024-Q3	2024-Q4	Average	Average by Age Group	
	Overall By Quarter				Overall	ADULT	CHILD
30-Day Readmission Rate	15%	18%	16%	15%	16%	17%	13%

Provider Breakdown

Percentage of discharges that readmitted within 30 days of discharge by Provider.



Provider	2024-Q1	2024-Q2	2024-Q3	2024-Q4	Average	Average by Age Group	
Overall By Quarter						Adult	Child
Providers with 100+ Discharges	16%	18%	16%	14%	16%	17%	13%
Horsham Clinic	42%	33%	25%	16%	28%	32%	6%
Fairmount Behavioral Health	19%	18%	25%	26%	22%	24%	0%
Reading Behavioral Healthcare LLC	20%	22%	19%	20%	20%	21%	18%
Haven Behavioral Hospital	14%	22%	22%	18%	19%	19%	-
Holy Spirit Hospital	19%	20%	13%	23%	19%	19%	-
Chambersburg Hospital	23%	23%	8%	11%	16%	16%	-
Belmont Behavioral Hospital	24%	8%	15%	15%	16%	15%	16%
PA Psychiatric Institute	18%	19%	11%	15%	15%	16%	15%
Wellspan Philhaven	11%	15%	19%	14%	15%	18%	9%
Roxbury Psychiatric Hospital	11%	22%	11%	13%	14%	14%	15%
Lancaster Behavioral Health Hospital	14%	15%	17%	9%	14%	14%	10%
Meadows Psychiatric Center	8%	11%	11%	14%	11%	8%	15%



Provider Breakdown

Provider	2024-Q1	2024-Q2	2024-Q3	2024-Q4	Average	Average by Age Group	
	Overall By Quarter					Adult	Child
Providers with 30 to 100 Discharges	9%	19%	15%	14%	14%	14%	15%
Brooke Glen Behavioral Hospital	12%	30%	16%	18%	19%	22%	6%
Kidspace Hospital, Inc	16%	24%	10%	7%	15%	-	15%
Friends Behavioral Health System	10%	17%	17%	0%	13%	9%	33%
York Hospital	0%	13%	9%	29%	12%	12%	-
Wellspan Ephrata Community Hospital	8%	14%	15%	9%	11%	11%	-
Malvern Behavioral Health	0%	7%	19%	11%	11%	11%	-

Note:

Cells with a dash represent that there were no discharges present to calculate a measure within that category.

Individual Provider rates for Providers with less than 30 discharges were not reported due to the smaller sample of data.

Number of discharges, for the purpose of grouping, is based on overall discharges from a MHIP level of care for stated reporting period.

This measure excludes extended acute care data.

This measure reports the number of discharges/readmissions and not unique Members. A single Member can have more than one discharge/readmission counted in this measure.

*Network Average includes all Providers

Measure 2: Follow-Up Visits within 7 and 30 Days of Discharge

Follow-up visits are important to help Members stay well and continue with treatment, without needing to return to the hospital. This measure shows the percentage of Members that are seen within 7 days and 30 days for a follow-up appointment, following a discharge from a Mental Health Inpatient hospital. This measure is based on claims data for discharges that occurred from 1/1/24-12/31/24. Those Members that were discharged and were readmitted within 30 days are excluded from this data. Age groups: Adults (18 and over) and Children (under 18).

Compliant follow-up visits for this measure include the following:

- An outpatient visit with a Mental Health Provider for therapy or medication management
- An intensive outpatient therapy appointment
- Additional ambulatory appointments that fall within the PA-specific codes for follow up.

The rates are calculated as follows:

Denominator: Members included in this measure were discharged and were not readmitted within 30 days.

7-Day Numerator: Members discharged resulting in a compliant follow-up visit within 7 days of discharge.

30-Day Numerator: Members discharged resulting in a compliant follow-up visit within 30 days of discharge.

Compliance for a 7 day visit also counts toward the 30 day compliance rate.

Goal

PerformCare expects Providers to work towards improving rates to meet the following goals: 7-Day follow-up: 44.72%; 30-Day follow-up: 67.19%. Goals are based on Island Peer Review Organization (IPRO) Measurement Year 2020 PA-specific validated rates. PA-specific rates include HEDIS follow-up specifications.

Network Average

Plan-Wide Percentage	2024-Q1	2024-Q2	2024-Q3	2024-Q4	Average	Average by Age Group	
	Overall by Quarter				Overall	Adult	Child
Follow-Up within 7 Days	39.3%	38.9%	39.7%	38.6%	39.1%	34.2%	55.7%
Follow-Up within 30 Days	56.3%	58.5%	58.2%	57.0%	58.0%	51.5%	77.8%

Provider Breakdown

Provider	% of Follow-Up within 7 Days			% of Follow-Up within 30 Days		
	Overall	Adult	Child	Overall	Adult	Child
Providers with 100+ Discharges						
Belmont Behavioral Hospital	26.0%	18.7%	46.9%	40.7%	28.6%	75.0%
Chambersburg Hospital	41.2%	41.2%	-	65.9%	65.9%	-
Fairmount Behavioral Health	29.1%	27.3%	45.5%	45.5%	43.4%	63.6%
Holy Spirit Hospital	45.2%	45.2%	-	65.1%	65.1%	-
Lancaster Behavioral Health Hospital	35.0%	33.1%	49.0%	56.1%	53.7%	74.5%
Meadows Psychiatric Center	42.5%	38.2%	50.0%	63.2%	54.4%	78.9%
PA Psychiatric Institute	51.9%	46.8%	58.7%	69.8%	65.1%	76.1%
Reading Behavioral Healthcare LLC	34.5%	30.1%	52.9%	49.7%	42.7%	79.4%
Roxbury Psychiatric Hospital	30.2%	26.4%	45.5%	47.3%	38.8%	81.8%
Wellspan Philhaven	48.1%	42.3%	57.2%	67.9%	59.4%	81.3%
	Overall	Adult	Child	Overall	Adult	Child
Providers with 30 to 100 Discharges						
Brooke Glen Behavioral Hospital	26.6%	16.1%	64.7%	43.0%	32.3%	82.4%
Friends Behavioral Health System	26.1%	27.5%	16.7%	37.0%	37.5%	33.3%
Haven Behavioral Hospital	24.2%	24.2%	-	39.4%	39.4%	-
Horsham Clinic	23.0%	16.4%	57.1%	37.9%	30.1%	78.6%
Kidspeace Hospital, Inc	70.8%	-	70.8%	81.3%	-	81.3%
Malvern Behavioral Health	21.2%	21.2%	-	30.8%	30.8%	-
Wellspan Ephrata Community Hospital	43.6%	43.6%	-	64.1%	64.1%	-
York Hospital	28.2%	28.2%	-	46.2%	46.2%	-

Note: Cells with a dash represent that there were no discharges present to calculate a measure within that category.

Individual Provider rates for Providers with less than 30 discharges were not reported due to the smaller sample of data.

Number of discharges, for grouping purposes, is based on overall discharges from a MHIP level of care for stated reporting period.

Due to calculation differences for each metric, Provider may appear in different discharge volume grouping from measure to measure.

This measure excludes extended acute care data.

Measure 3: Length of Stay

A length of stay is based on the individual needs of the Member, however it is important for PerformCare and Providers to be aware of averages and look for trends. This measure shows the average numbers of days for length of stay for Mental Health Inpatient services. The length of stay will be noted by age group- Adults (18 and over) and Children (under 18).

PerformCare calculates these numbers by counting the number of days authorized through PerformCare for each admission from claims data. An average is then calculated from these numbers for each Provider. This includes any Members with an admission between 1/1/2024 and 12/31/2024

Goal

PerformCare is providing this measure for informational purposes.

Network Average

Plan-wide average of length of stay for all Providers.

	Adults	Children	Average LOS
Plan-Wide			
Length of Stay	14.9	17.9	15.6

Provider Breakdown

Year-end average of length of stay by Provider.

Provider	Adults	Children	Average LOS
Providers with 100+ Discharges	14.7	16.6	15.1
Belmont Behavioral Hospital	16.1	38.4	22.6
Chambersburg Hospital	16.6	-	16.6
Fairmount Behavioral Health	18.8	26.6	19.5
Holy Spirit Hospital	10.7	-	10.7
Haven Behavioral Hospital	18.4	-	18.4
Horsham Clinic	21.9	32.0	23.4
Lancaster Behavioral Health Hospital	13.8	14.4	13.9
Meadows Psychiatric Center	17.1	17.1	17.1
PA Psychiatric Institute	13.1	9.7	11.6
Reading Behavioral Healthcare LLC	16.4	15.1	16.1
Roxbury Psychiatric Hospital	15.3	19.8	16.2
Wellspan Philhaven	13.5	20.2	16.0
Providers with 30 to 100 Discharges	14.2	18.3	15.4
Brooke Glen Behavioral Hospital	15.5	26.3	17.5
Friends Behavioral Health System	12.9	17.7	13.7
Kidspeace Hospital, Inc	-	16.0	16.0
Malvern Behavioral Health	10.9	-	10.9
Wellspan Ephrata Community Hospital	12.6	-	12.6
York Hospital	14.9	-	14.9

Note: Individual Provider rates for Providers with less than 30 discharges were not reported due to the smaller sample of data. Due to calculation differences for each metric, Provider may appear in different discharge volume grouping from measure to measure.

Cells with a dash represent that there were no discharges present to calculate a measure within that category.

This measure excludes extended acute care data.

Measure 4: Co-Occurring Diagnoses

PerformCare wants to ensure that Members with Co-Occurring diagnoses have both their Substance Use and Mental Health treatment needs addressed. This measure is designed to summarize for the Provider community the percentage of Members receiving Mental Health Inpatient treatment that have a Mental Health disorder and a co-occurring Substance Use disorder. This information can be helpful to Providers for staffing and training purposes. The information may become useful in observing trends as PerformCare continues to report this information.

PerformCare calculates this measure based on claims data. This measure only counts the first admission for Members who have had 1 or more readmission(s). This measure uses data submitted from any diagnosis code from the Discharge diagnosis for each Member from dates 1/1/2024 through 12/31/2024.

Age groups are defined as: Adults (18 and over) and Children (under 18).

Goal

PerformCare is providing this measure for informational purposes.

Network Average

Plan-wide average of discharges that have Co-Occurring Diagnoses for all Providers.

	2024-Q1	2024-Q2	2024-Q3	2024-Q4	Average
Plan-Wide					
Adult	69%	64%	24%	16%	46%
Child	25%	23%	7%	2%	16%
Overall	58%	54%	20%	12%	39%

Provider Breakdown

Year-end average of discharges that have Co-Occurring Diagnoses by Provider.

Provider	Adult	Child	Overall
Providers with 100+ Discharges			
Belmont Behavioral Hospital	40%	16%	32%
Chambersburg Hospital	45%	-	45%
Holy Spirit Hospital	43%	-	43%
Lancaster Behavioral Health Hospital	42%	23%	40%
PA Psychiatric Institute	41%	11%	28%
Reading Behavioral Healthcare LLC	51%	24%	46%
Roxbury Psychiatric Hospital	53%	15%	45%
Wellspan Philhaven	40%	14%	29%
Providers with 30 to 100 Discharges			
Brooke Glen Behavioral Hospital	71%	38%	64%
Fairmount Behavioral Health	53%	40%	52%
Friends Behavioral Health System	53%	38%	50%
Haven Behavioral Hospital	55%	-	55%
Horsham Clinic	63%	31%	56%
Kidspeace Hospital, Inc	-	9%	9%
Malvern Behavioral Health	60%	-	60%
Meadows Psychiatric Center	66%	27%	51%
Wellspan Ephrata Community Hospital	42%	-	42%

Note: Providers found to have 0% co-occurring discharges are not shown.

Individual Provider rates for Providers with less than 30 discharges were not reported due to the smaller sample of data.

Number of discharges, for the purpose of grouping, is based on overall discharges from a MHIP level of care for stated reporting period.

Due to calculation differences for each metric, Provider may appear in different discharge volume grouping from measure to measure.

Cells with a dash represent that there were no discharges present to calculate a measure within that category.

This measure excludes extended acute care data.